



# NPHS Measles – provider toolkit

May 2025

# Nau mai, haere mai

This communication toolkit has been developed for healthcare providers to use by Health New Zealand | Te Whatu Ora.

It brings together immunisation resources and messaging about measles in one place and is aimed to support health providers and others to communicate measles protection and prevention messages in their communities.

The toolkit contains key messages, and a range of assets that can be used directly, or adapted or edited for your channels and outlets, such as newsletters, website content, electronic direct mail (EDM) marketing and newsletters. We have included links to the assets so you can print and produce locally.

Please use the content on your own platforms and channels to help spread the word about the importance of immunisation for the prevention of measles.

Please feel free to contact us if you have any questions about this toolkit. Email [immunisations@tewhatuora.govt.nz](mailto:immunisations@tewhatuora.govt.nz)

# Content

Prevention resources: what is measles and what does it look like?	4
Prevention measles resources and collateral	7
Editable resources - Māori communities	22
Social tiles - Pacific communities	25
Alert resources – Measles cases confirmed in the community	28
Useful links	36
Contact us	37



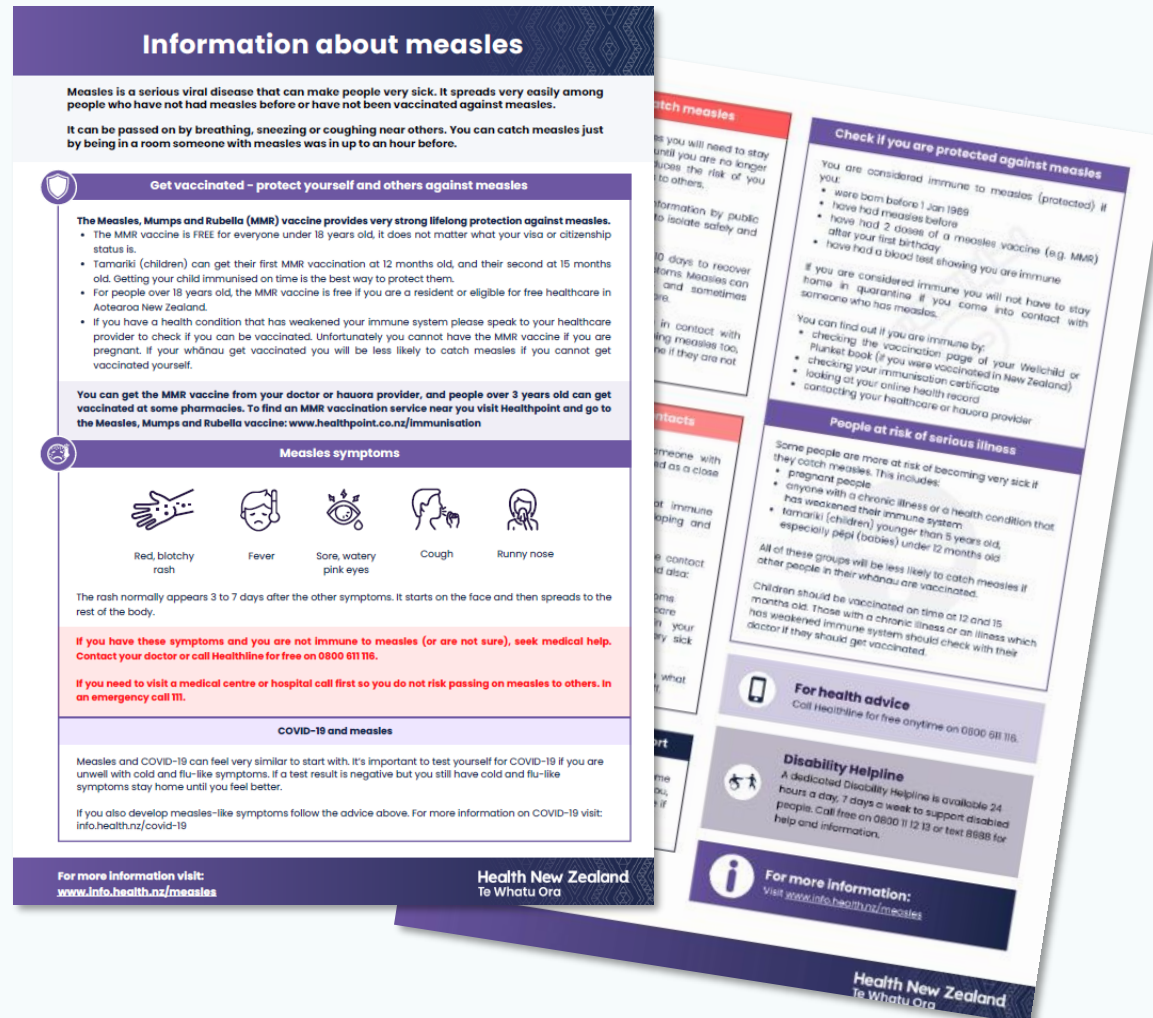
# Prevention resources

What is measles and what does it look like?



# Information about measles

This factsheet can be downloaded and printed for use at events or home visits



## Download

### Measles information sheet

Includes clear information on vaccination, symptoms, what happens if you catch measles. This is only available in English

[Information about measles Factsheet](#)

# How to identify measles

This social media tile shows symptoms to help people know what to look for as soon as they know there is measles in their community or if they have recently returned from somewhere that has confirmed measles cases.

This tile has been translated into multiple languages. Please note that we will be updating these tiles shortly



## Suggested text to accompany social media post:

Measles spreads easily from person to person and can make people really sick.

If you've recently returned from somewhere that has measles and you have these symptoms, stay home.

Then call your doctor or Healthline any time for free on 611 116 for advice.

## Download tiles:

[English](#)  
[Te Reo Māori](#)

## Pacific languages

[Cook Islands Maori](#)  
[Samoan](#)  
[Tongan](#)  
[Fijian](#)  
[Kiribati](#)  
[Niuean](#)  
[Tokelau](#)  
[Tuvalu](#)  
[Rotuman](#)

## More languages

[Arabic](#)  
[Hindi](#)  
[Simplified Chinese](#)  
[Traditional Chinese](#)  
[Tagalog](#)  
[Urdu](#)  
[Persian](#)  
[Punjabi](#)



# Prevention:

## Measles resources and collateral



# Where to find Prevention resources and collateral

## DROPBOX

Measles immunisation collateral is available on Dropbox for health care providers to use when promoting vaccinations. You can simply download the collateral and print them. [Dropbox: Measles](#)

## HEALTHED

Immunisation resources are also available from [HealthEd](#) under the **vaccinations and immunisations** topic. In the search box type in Measles or MMR. You can now download the resource PDF directly, or where relevant order printed resources from the HealthEd website.

## BLUESTAR

Printed copies of some resources can be ordered for free via the [Bluestar portal](#).

If you're not already registered, you can register on the [Bluestar portal](#). See next page on how you do this.




# Bluestar – get printed resources for free

Printed copies of *some* resources can be ordered for free via the [Bluestar portal](#).

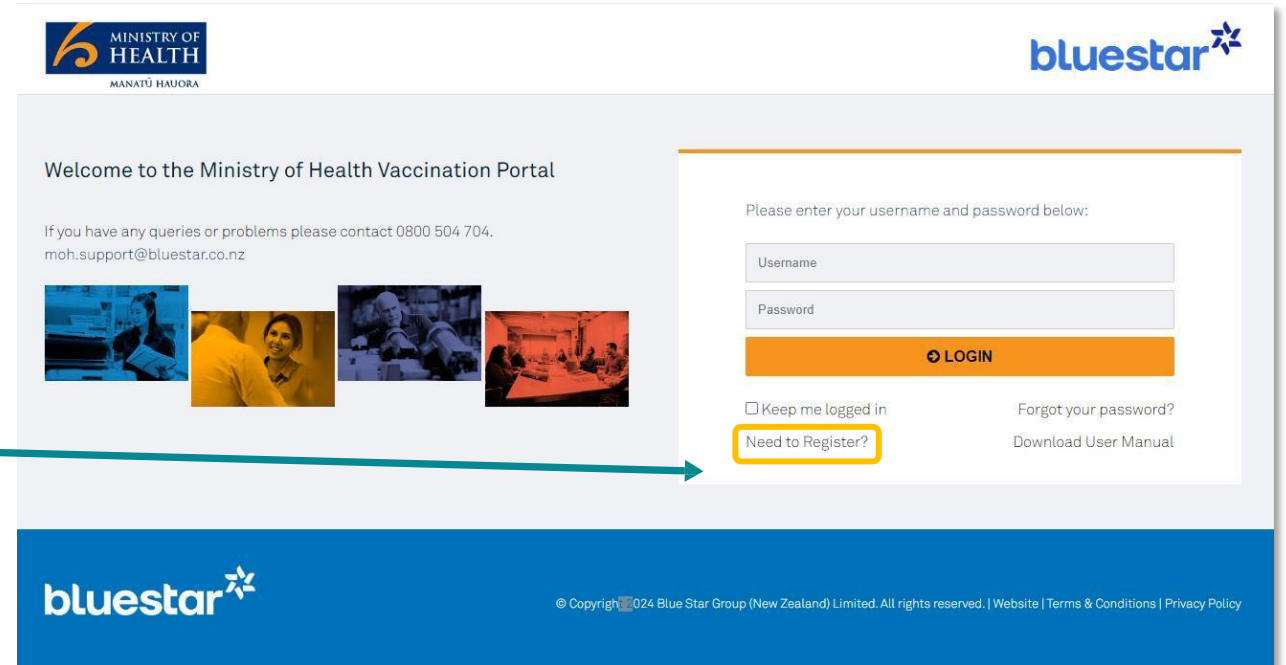
## Register on the Bluestar portal

If you're not already registered, you can register on the Bluestar portal.

Click on the link above. Below the login details, select 'Need to Register?'. 

Complete the online registration form, include your clinic/practice/pharmacy name and your contact details. You will receive an email confirming your registration.

Remember to click the button in the email to 'Activate' your registration.



MINISTRY OF HEALTH  
MANATŪ HAUORA

bluestar

Welcome to the Ministry of Health Vaccination Portal

If you have any queries or problems please contact 0800 504 704.  
moh.support@bluestar.co.nz

Please enter your username and password below:

Username

Password

LOGIN

☐ Keep me logged in

Forgot your password?

Need to Register?

Download User Manual

bluestar

© Copyright 2024 Blue Star Group (New Zealand) Limited. All rights reserved. | Website | Terms & Conditions | Privacy Policy

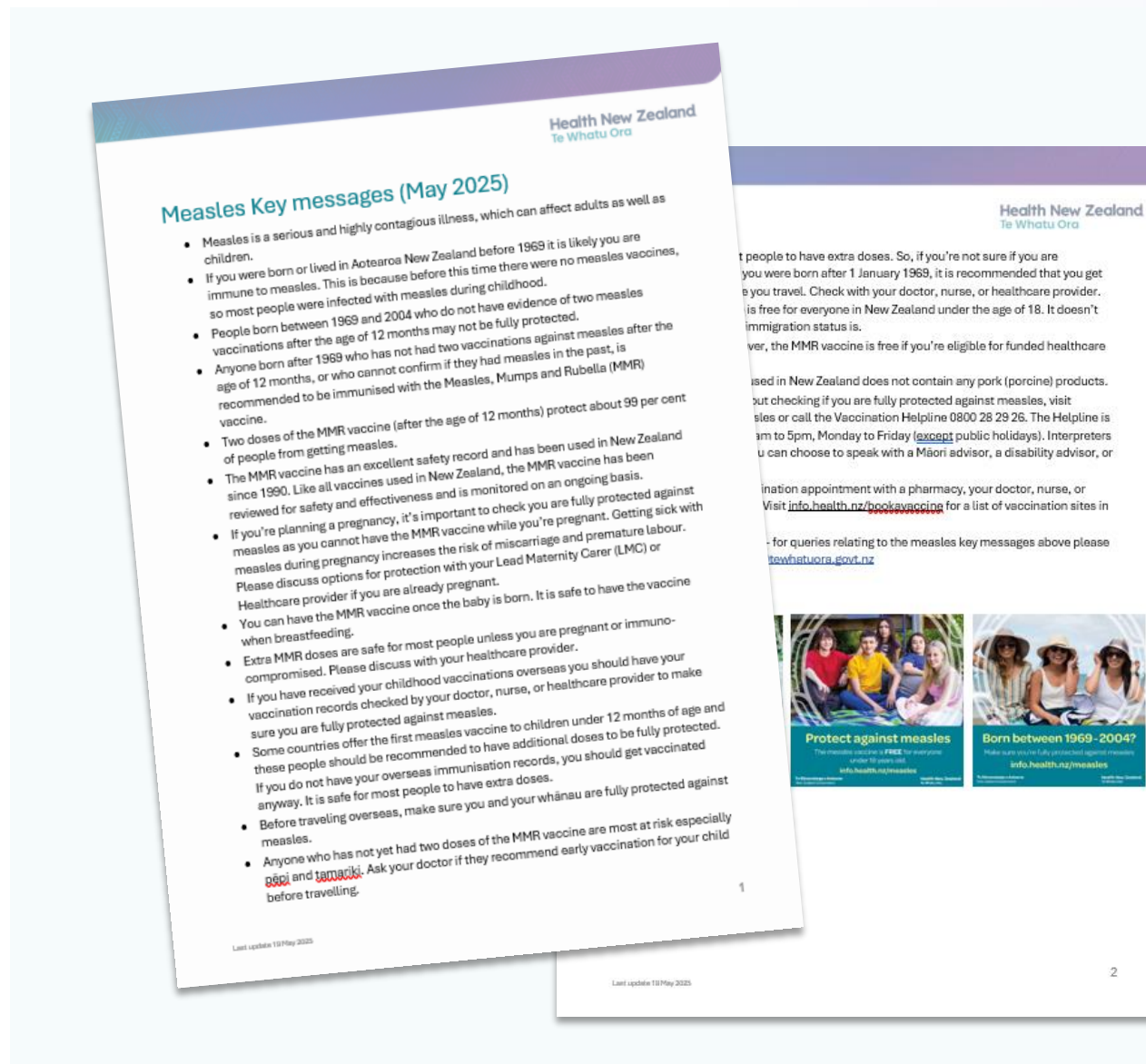
# Alternate formats

## Information about measles and the MMR vaccine

Find information about measles and the MMR vaccine in easy read, New Zealand Sign Language, braille, large print and audio on [Health New Zealand website](#).

# General key messages

MMR (Measles) general messages	
Description	A document with updated key messages promoting measles immunisation for different audiences.
Resource type	Communications key messages
Audience	Comms and social media teams, media
Language	English
Size	A4
File type	PDF
Download from NIP Dropbox	<a href="https://www.dropbox.com/scl/fo/g8ud8nsh6pbykt50dbuwd/h?rlkey=l3e3vnc5xh7lami22610zrobm&amp;st=m6avm6tt&amp;dl=0">https://www.dropbox.com/scl/fo/g8ud8nsh6pbykt50dbuwd/h?rlkey=l3e3vnc5xh7lami22610zrobm&amp;st=m6avm6tt&amp;dl=0</a>





# MMR Vaccination consent form

MMR Vaccination consent form	
<b>Description</b> A consent form that is filled out and signed by consumer receiving immunisation	
<b>Resource type</b>	Consent form
<b>Audience</b>	People receiving immunisation
<b>Language</b>	English
<b>Size</b>	A4
<b>File type</b>	PDF
<b>Download from HealthED</b>	<a href="#">NIP8986 MMR consent form - A4 leaflet – HealthEd</a>
<b>Order printed copies from Bluestar</b>	<a href="#">Ministry of Health   Blue Star</a>

## Measles, Mumps and Rubella (MMR) Vaccination consent form

**Person**

Surname \_\_\_\_\_ First name \_\_\_\_\_

Phone \_\_\_\_\_ Date of birth \_\_\_\_/\_\_\_\_/\_\_\_\_ Age \_\_\_\_ years

Address \_\_\_\_\_

Medical Centre/GP \_\_\_\_\_ NHI \_\_\_\_\_

**Ethnicity (please tick one or more)**

☐ NZ European ☐ Māori ☐ Samoan ☐ Cook Island Māori ☐ Tongan ☐ Niuean ☐ Chinese

☐ Indian ☐ Other – please state \_\_\_\_\_

**Please let the vaccinator know if any of the following apply to you/the person being vaccinated:**

- you are pregnant (it is not recommended to have the MMR vaccine during pregnancy)
- have you ever had an allergic reaction to any vaccine, medicine, food or anything else?
- had other vaccines in the last month
- are taking blood thinning medication or have a bleeding disorder
- are being treated for cancer or other severe illness you are on any medications as well as the medications you may be taking for this
- are currently unwell with a fever
- have had a blood transfusion or another blood product within the last year or expected to have in the next two months.

**Possible reactions to MMR immunisation**

MMR immunisation is usually well tolerated. Possible reactions include pain, redness and/or swelling at the injection site for a day or two, a mild fever, muscle aches or headache within the first two days. In rare cases a mild rash and swollen glands may occur between five and ten days after immunisation. Rarely, an allergic reaction can occur.

**You/the immunised person should remain under observation in case of an allergic reaction. You will be advised how long to wait, this could be up to 20 minutes**

For more information about the MMR vaccine, talk to your healthcare professional or refer to the consumer medicine information sheet at [www.medsafe.govt.nz](http://www.medsafe.govt.nz)

**Recording your vaccination**

The vaccination event will be recorded on the Aotearoa Immunisation Register (AIR). Only people who have been authorised have access to these records. The privacy statement for the AIR can be found here – [tewhatuora.govt.nz/air-privacy](http://tewhatuora.govt.nz/air-privacy)

The AIR guidance to restrict access to your vaccine records can be found here [tewhatuora.govt.nz/restricted-access-readiness](http://tewhatuora.govt.nz/restricted-access-readiness)

**Dose Zero**

Please let the vaccinator know if the mother of the pēpi being vaccinated was / is taking any immunosuppressive medication while pregnant or breastfeeding. The vaccinator will also ask if pēpi is taking any medication.

MMR8986 | MMR Vaccine Consent Form | Version 1.00 | 2014

**Te Kāwanatanga o Aotearoa**  
New Zealand Government

**Health New Zealand**  
Te Whaitu Ora

# After your MMR vaccination

After your MMR vaccination	
<b>Description</b> Information for consumers about the MMR vaccine and potential side effects	
<b>Resource type</b>	Information fact sheet
<b>Audience</b>	Vaccinated people
<b>Language</b>	English
<b>Size</b>	A4
<b>File type</b>	PDF
<b>Download from HealthEd</b>	<a href="#">After your MMR vaccination - NIP8957 – HealthEd</a>
<b>Order from Bluestar</b>	<a href="#">Blue Star</a> Ref: NIP8957

## Measles, Mumps and Rubella (MMR) After your MMR vaccination



Don't want to take this fact sheet with you? Take a photo instead! It's important to keep this information handy.

The measles, mumps and rubella (MMR) vaccine protects against 3 viral infections – measles, mumps and rubella.

### MMR vaccine has an excellent safety record

MMR vaccines have been used in New Zealand since 1990.

The vaccine is very effective. After one dose, about 95% of people are protected from measles and after two doses, more than 99% of people are protected.

A small number of people who are immunised may still become unwell if infected with measles mumps or rubella, but they usually get a milder illness than people who haven't been immunised.

### How might I feel after I get the vaccine

What you may feel	What can help	When this could start
Swelling and pain at the injection site (hard and sore to touch) Heavy arm	Place a cold, wet cloth, or ice pack where the injection was given. Leave it on for a short time. Do not rub the injection site.	Within 6 – 24 hours
Feeling unwell or tired A fever or aching muscles	Rest and drink plenty of fluids. Take paracetamol or ibuprofen for relief of significant discomfort or high fever. Follow the manufacturer's instructions, or seek advice from your health professional.	Within 6 – 24 hours
Rash and fever (very rare)	No treatment is required. The rash is not infectious however it should be reviewed by a health professional in case it is caused by an illness and not as a result of the vaccine.	Between 5 and 12 days after immunisation

### Rare side effects

The chance of having a serious allergic side-effect from the MMR vaccine is extremely rare and would happen within 20 minutes of being immunised. That's why you'll be asked to stay for 20 minutes after you have the MMR vaccine. If a severe allergic

reaction does happen, the vaccinator is trained to treat it.

Your vaccinator will talk about possible reactions with you at the time of your immunisation.

# After the MMR dose zero vaccination

After the MMR dose zero vaccination	
<b>Description</b> Information for parents and caregivers about MMR dose zero.	
<b>Resource type</b>	Information fact sheet
<b>Audience</b>	Vaccinated people
<b>Language</b>	English
<b>Size</b>	A4
<b>File type</b>	PDF
<b>Download from HealthEd</b>	<a href="#">After the MMR dose zero vaccination - HP8229 – HealthEd</a>
<b>Order from Bluestar</b>	<a href="#">Blue Star</a> Ref: HP8229

## Measles, Mumps and Rubella (MMR) After the MMR dose zero vaccination



Don't want to take this fact sheet with you? Take a photo instead! It's important to keep this information handy.

The measles, mumps and rubella (MMR) vaccine protects against 3 viral infections – measles, mumps and rubella.

### Dose Zero

A dose of MMR (called MMRO [zero]) may be recommended and prescribed for infants aged 4 months to under 12 months during measles outbreaks for protection, in case they are exposed to measles.

Dose Zero may also be prescribed for an infant that is travelling overseas to a country with an active measles outbreak.

These infants will still need two doses of MMR after they have turned 1 year to provide strong lifelong immunity, and it is important not to delay these.

### How might my baby feel after the vaccination?

Most immunisations do not cause a reaction, but as a normal response to the vaccine, your baby may develop a fever or experience tenderness, swelling and redness where the injection was given.

Give your child lots of cuddles and fluids to drink. If breastfeeding, give them lots of feeds.

Here are some ways to make your child more comfortable.

### Fever

If your child is hot, it can help to undress them down to a single layer, for example, a singlet and nappies or pants. Make sure the room is not too hot or too cold.

### Tenderness, swelling and redness at the injection site

Ice wrapped in a dry cloth, or a cooled cloth, can be held over the injection site if it is sore.

Don't rub the injection site. This can make the reaction worse.

### Medication

Give paracetamol or ibuprofen only as advised by your doctor or nurse.

### Rash

A rash may occur between 5 and 10 days after the immunisation. This rash is not contagious and shows the vaccine is working.

### Allergic reactions

A severe allergic reaction (anaphylaxis) is very rare but serious. This is the reason you will be asked to stay for at least 20 minutes after the vaccination. Vaccinators are trained to manage these reactions if they occur.



If you are concerned about your baby after their immunisation, contact your family doctor or nurse. You can also call Healthline **0800 611 116** day or night.

You can also report any side effects to the Centre for Adverse Reactions Monitoring (CARM) at [nzphvc.otago.ac.nz/report/](http://nzphvc.otago.ac.nz/report/)

### Dose Zero MMR

Date given  DD /  MM /  YYYY Age

Venue where vaccine was given

MMR dose 1 to be given  DD /  MM /  YYYY



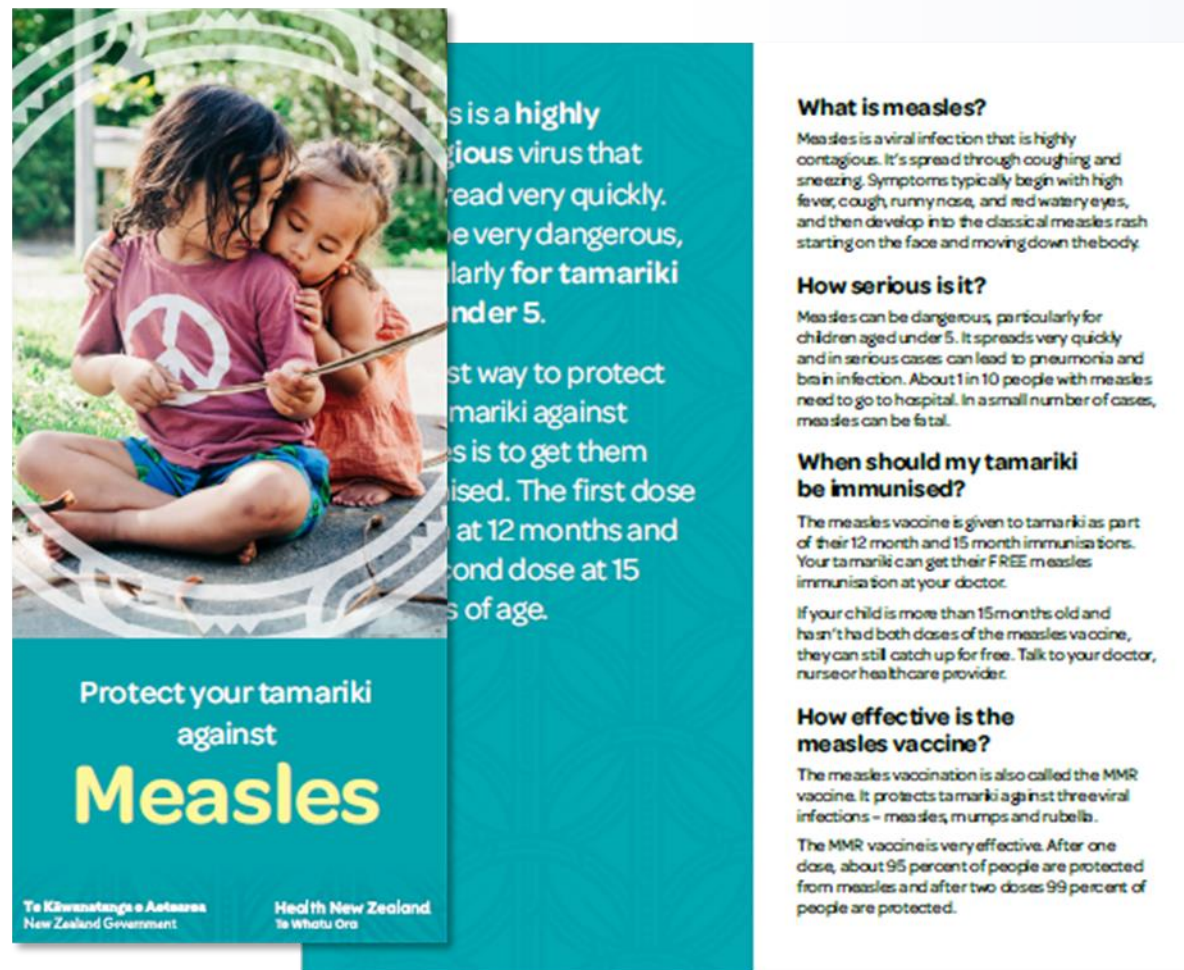
# Protect your tamariki poster

Protect your tamariki against measles A3 poster	
Description An A3 poster promoting measles immunisation for tamariki	
Resource type	Poster
Audience	Parents, whānau and caregivers of tamariki
Language	English
Size	A3 posters can be resized to A4 for printing.
File type	PDF
Download from HealthEd	<a href="#">Protect your tamariki against measles poster - HP8199 – HealthEd</a>
Order from Bluestar	<a href="#">Ministry of Health   Blue Star</a>
Reference code: HP8199	



# Protect your tamariki – DL Flyer

Protect your tamariki against measles DL flyer	
<b>Description</b> A DL flyer promoting measles immunisation for tamariki, with information about the disease and why you should immunise.	
Resource type	DL flyer
Audience	Parents, whānau and caregivers of tamariki
Language	English
Size	DL 99mm x 210mm (folded)
File type	PDF
Download from HealthEd	<a href="#">Search results: 21 results for "measles" – HealthEd</a>
Order from Bluestar	<a href="#">Ministry of Health   Blue Star</a>
Reference code: HP8198	



The flyer features a photograph of two young children, a girl and a boy, sitting on a paved path outdoors. The girl is wearing a purple t-shirt with a white peace symbol and blue shorts, while the boy is wearing an orange shirt. They are both looking down at something in their hands. The background is a soft-focus green lawn and a white metal archway.

**Protect your tamariki against Measles**

**What is measles?**  
Measles is a viral infection that is highly contagious. It's spread through coughing and sneezing. Symptoms typically begin with high fever, cough, runny nose, and red watery eyes, and then develop into the classical measles rash starting on the face and moving down the body.

**How serious is it?**  
Measles can be dangerous, particularly for children aged under 5. It spreads very quickly and in serious cases can lead to pneumonia and brain infection. About 1 in 10 people with measles need to go to hospital. In a small number of cases, measles can be fatal.

**When should my tamariki be immunised?**  
The measles vaccine is given to tamariki as part of their 12 month and 15 month immunisations. Your tamariki can get their FREE measles immunisation at your doctor.

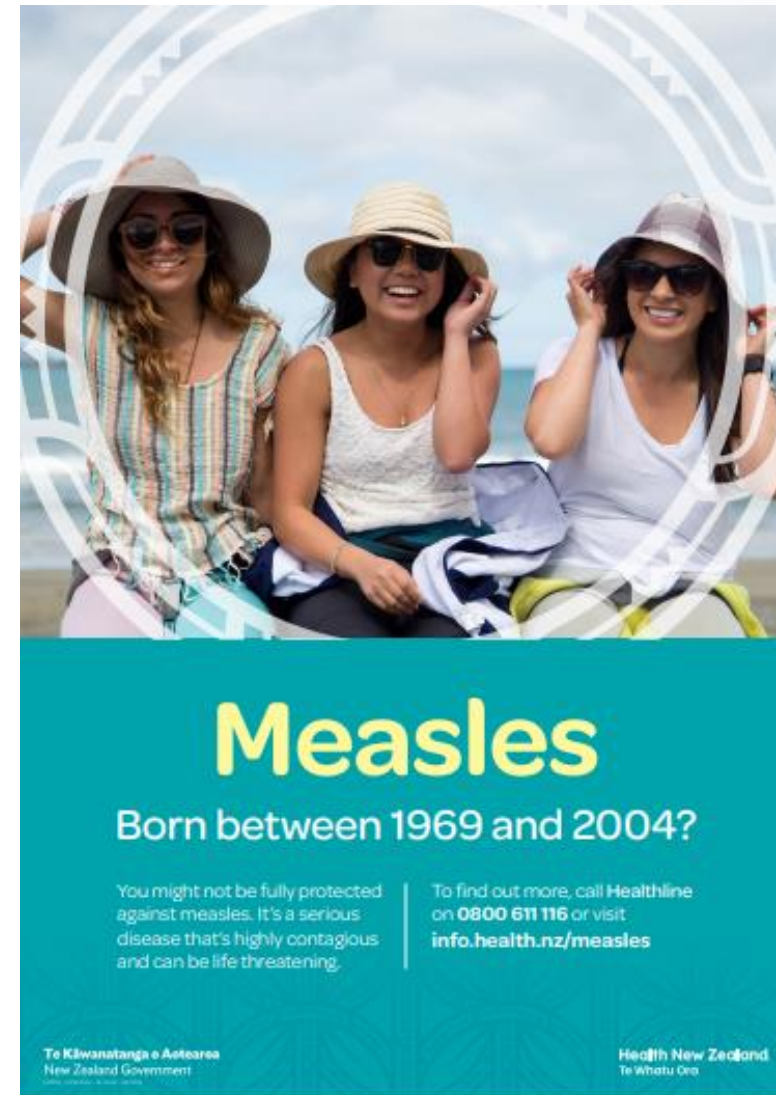
**How effective is the measles vaccine?**  
The measles vaccination is also called the MMR vaccine. It protects tamariki against three viral infections – measles, mumps and rubella. The MMR vaccine is very effective. After one dose, about 95 percent of people are protected from measles and after two doses 99 percent of people are protected.

Te Kaitiaki Take Kōwhiri  
New Zealand Government

Health New Zealand  
Te Whaitu Ora

# Born between 1969 and 2004 - poster

Measles –Born between 1969 and 2004? Poster	
Description A poster promoting measles catch up immunisation, aimed at people born between 1969 and 2004	
Resource type	Poster
Audience	Young adults
Language	English
Size	A3 A4
File type	PDF
Download from HealthEd	<a href="#">Measles - Born between 1969 and 2004 poster - HP8152 – HealthEd</a>
Order from Bluestar	<a href="#">Ministry of Health   Blue Star</a> Reference code: HP8152





# Born between 1969 and 2004 – DL Flyer

Measles –Born between 1989 and 2004? DL flyer	
Description Information about measles catch-up immunisation for people born between 1989 and 2004	
Resource type	DL flyer
Audience	Young adults
Language	English
Size	DL 99mm x 210mm (folded)
File type	PDF
Download from HealthEd	<a href="#">Measles - Born between 1969 and 2004 flyer - HP8156 – HealthEd</a>
Order from Bluestar	<a href="#">Ministry of Health   Blue Star</a> Reference code: HP8156



## Why worry about measles?

Measles is a virus that spreads more easily than almost any other disease and can make you very sick. About 1 in every 10 people with measles needs to go to hospital. In the most serious cases, measles can be fatal. If you are not protected against measles and get measles when you're pregnant, there is an increased risk of miscarriage and premature labour.

Symptoms may include a fever, cough, runny nose and sore, watery 'pink' eyes. Then you may get a rash, starting on the face and behind the ears before moving down the body.

## Immunisation is your best protection

Immunisation is the best protection against measles. If you're not sure that you're fully immunised, check with your doctor or your Plunket or Well Child book to make sure you've had both doses of the MMR vaccine.

If you haven't had both doses, or you're not sure, play it safe and get immunised. There's no additional risk with getting an extra dose.

## How effective is the measles vaccine?

The measles vaccine (also known as the MMR vaccine) protects you against three viral infections – measles, mumps and rubella.

The vaccine is very effective. After two doses 99% of people are protected from measles.

Protect your tamariki against measles social tile	
Description Social tile with text Protect your tamariki against measles It's a serious disease and highly contagious	
Resource type	DL flyer
Audience	Parents, whānau and caregivers
Language	English
Aspect ratio	1:1
Resolution	1200 x 1200
File type	jpg
Download from NIP Dropbox	<a href="https://www.dropbox.com/scl/fo/dftgtgdirf93hrsmu7bso/AE5cmDE8TTUVX0nEkPud-Qk?rlkey=imm96s9rq39fw10xxf4im519i&amp;st=bapa08ef&amp;dl=0">https://www.dropbox.com/scl/fo/dftgtgdirf93hrsmu7bso/AE5cmDE8TTUVX0nEkPud-Qk?rlkey=imm96s9rq39fw10xxf4im519i&amp;st=bapa08ef&amp;dl=0</a>
Reference code	NIP8754

## Protect your tamariki – social tile





Protect against measles social tile	
Description Social tile with text Protect against measles The measles vaccine is FREE for everyone under 18 years old	
Resource type	Social tile
Audience	Mid-teens, parents, whānau and caregivers
Language	English
Aspect ratio	1:1
Resolution	1200 x 1200
File type	jpg
Download from NIP Dropbox	<a href="https://www.dropbox.com/scl/fo/6ia2wo07qmhit4w2ax9w/ADEpzMZYv4kgVhFI5zeHaik?rlkey=djh4tts54hmjea2nko98pfxjm&amp;st=3nvr878t&amp;dl=0">https://www.dropbox.com/scl/fo/6ia2wo07qmhit4w2ax9w/ADEpzMZYv4kgVhFI5zeHaik?rlkey=djh4tts54hmjea2nko98pfxjm&amp;st=3nvr878t&amp;dl=0</a>
Reference code	NIP8749

# Protect against measles social tile



## Born between 1969 and 2004 – social tile



Born between 1989 and 2004? Social tile	
Description Social tile with text Born between 1989 and 2004? Make sure you're fully protected against measles	
Resource type	Social tile
Audience	Young adults
Language	English
Aspect ratio	1:1
Resolution	1200 x 1200
File type	jpg
Download from NIP Dropbox	<a href="https://www.dropbox.com/scl/f/o/dez5w3tbtrvuiud07j28d/h?rlk=eyJkkyqpl9bbjm37xi04sjpkggh7&amp;st=ys7ys49n&amp;dl=0">https://www.dropbox.com/scl/f/o/dez5w3tbtrvuiud07j28d/h?rlk=eyJkkyqpl9bbjm37xi04sjpkggh7&amp;st=ys7ys49n&amp;dl=0</a>
Reference code	NIP8746



# Editable resources: Māori communities



# Protect your whakapapa editable poster - Māori communities

Protect your whakapapa A3 poster	
Description An A3 editable poster promoting MMR vaccination	
Resource type	Poster
Audience	Māori
Language	English, Māori
Size	A3- A3 posters can be resized to A4 for printing
File type	PDF
Download from NIP Dropbox	<a href="https://www.dropbox.com/scl/fo/2f26p86qi7hl8kwfuykqp/AKpsQdmCawHkONazcXid2HQ?rlkey=opyv8pmk6z9qditzskk0yub9a&amp;st=fsxqo5pa&amp;dl=0">https://www.dropbox.com/scl/fo/2f26p86qi7hl8kwfuykqp/AKpsQdmCawHkONazcXid2HQ?rlkey=opyv8pmk6z9qditzskk0yub9a&amp;st=fsxqo5pa&amp;dl=0</a>



# Are you and your whānau protected?

## Editable social tiles – Māori communities

Are you and your whānau protected against measles?	
Description Editable social tiles	
Resource type	Social tile
Audience	Māori
Language	English
Aspect ratio	1:1
Resolution	1200 x 1200
File type	jpg
Download from NIP Dropbox	<a href="https://www.dropbox.com/scl/fo/2f26p86qi7hl8kwfuykgp/AKpsQdmCawHkONazcXid2HQ?rlkey=opyv8pmk6z9qditzs-kk0yub9a&amp;st=21geesuu&amp;dl=0">https://www.dropbox.com/scl/fo/2f26p86qi7hl8kwfuykgp/AKpsQdmCawHkONazcXid2HQ?rlkey=opyv8pmk6z9qditzs-kk0yub9a&amp;st=21geesuu&amp;dl=0</a>





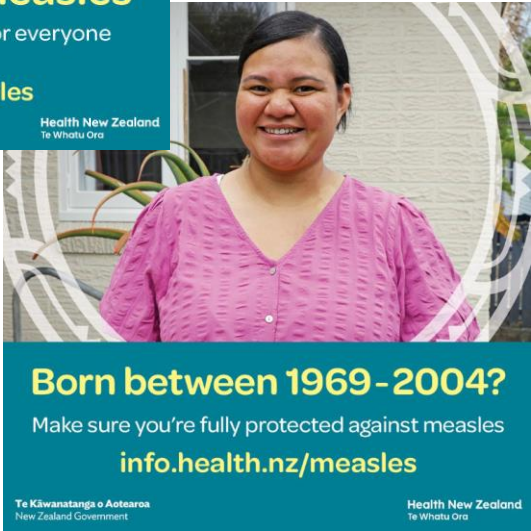
# Pacific communities – social tiles





# Pacific social tiles

Social tiles	
Description Social tiles for Pacific communities	
Resource type	Social tiles
Audience	Pacific
Language	English
Resolution	2 sizes available 1080sq, 1200sq
File type	jpg
Download from NIP Dropbox	<a href="https://www.dropbox.com/scl/fo/oro1pqix1bjdnxh57mo5c/AJEj-gkeQr0scO6opwoGt4o?rlkey=hmuuy0iru2ce35sz35fnc4i55&amp;st=w0yfh0io&amp;dl=0">https://www.dropbox.com/scl/fo/oro1pqix1bjdnxh57mo5c/AJEj-gkeQr0scO6opwoGt4o?rlkey=hmuuy0iru2ce35sz35fnc4i55&amp;st=w0yfh0io&amp;dl=0</a>



# Video from Dr Hina Lutui about the measles vaccine

A link to this video can be shared with your communities:



Dr Hina Lutui  
General Practitioner

<https://youtu.be/FgKscEDAmH0>

**Alert resources:**  
If measles cases are  
confirmed in your community

# Alert resources and key messages

## Resources

These resources focus on:

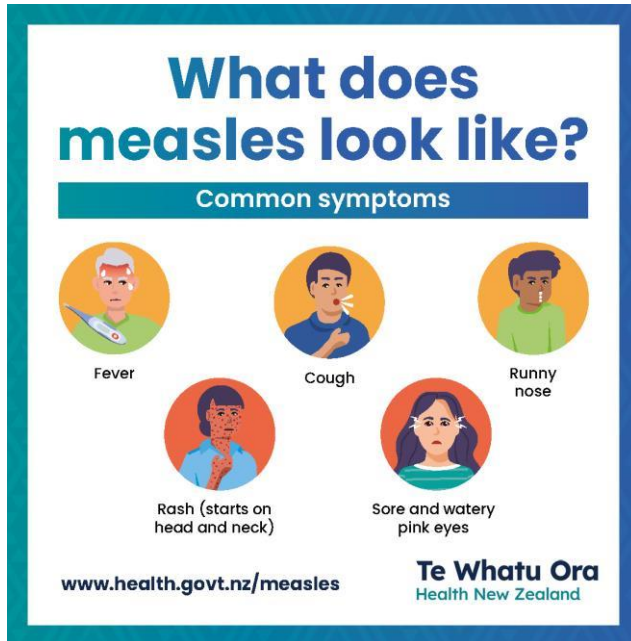
- symptoms to help people be aware of what to look for as soon as they know there is measles in their community or if they have recently returned from somewhere that has confirmed measles cases, and;
- to help people know when they should get advice and encourage them to stay home to stop the spread.
- They have been translated into multiple languages.
- The resources on the following pages, and more ALERT resources, can be downloaded from the Health New Zealand website: [Measles – Health New Zealand | Te Whatu Ora](#)

## Key messages

- Regularly updated, **situation-based key messaging** will be available from Health New Zealand when cases have been confirmed.



# Alert resources – social tiles



## Suggested text:

Measles spreads easily from person to person and can make people really sick.

If you've recently returned from somewhere that has measles and you have these symptoms, stay home.

Then call your doctor or Healthline any time for free on 611 116 for advice.

## Download tiles

[Te Reo Māori](#)

[English](#)

## Pacific languages

[Cook Islands Maori](#)

[Samoan](#)

[Tongan](#)

[Fijian](#)

[Kiribati](#)

[Niuean](#)

[Tokelau](#)

[Tuvalu](#)

[Rotuman](#)

## More languages

[Arabic](#)

[Hindi](#)

[Simplified Chinese](#)

[Traditional Chinese](#)

[Tagalog](#)

[Urdu](#)

[Persian](#)

[Punjabi](#)

# Alert resources – social tiles



## Suggested text:

We have a measles case in our community. Measles spreads easily from person to person and can make people really sick.

Protect yourself and your family by getting vaccinated and stay home if you are sick.

*[insert locally appropriate contact details for vaccination]*

## Download tiles

[Te Reo Māori](#)

[English](#)

## Pacific languages

[Cook Islands Maori](#)

[Samoan](#)

[Tongan](#)

[Fijian](#)

[Kiribati](#)

[Niuean](#)

[Tokelau](#)

[Tuvalu](#)

[Rotuman](#)

## More languages

[Arabic](#)

[Hindi](#)

[Simplified Chinese](#)

[Traditional Chinese](#)

[Tagalog](#)

[Urdu](#)

[Persian](#)

[Punjabi](#)

# Alert resources – social tiles



## Suggested text:

Someone has measles in your community.

Getting vaccinated and staying home if you have symptoms will help protect people who are more likely to get sick.

*[insert local contact details if appropriate]*

## Download tiles

## Download tiles

[Te Reo Māori](#)

[English](#)

## Pacific languages

[Cook Islands Maori](#)

[Samoan](#)

[Tongan](#)

[Fijian](#)

[Kiribati](#)

[Niuean](#)

[Tokelau](#)

[Tuvalu](#)

[Rotuman](#)

## More languages

[Arabic](#)

[Hindi](#)

[Simplified Chinese](#)

[Traditional Chinese](#)

[Tagalog](#)

[Urdu](#)

[Persian](#)

[Punjabi](#)

# Alert resources – social tiles



## Suggested text:

We have a measles case in our community. Measles spreads easily from person to person and can make people really sick.

Protect yourself and your family by getting vaccinated and staying home if you have symptoms:

- fever
- cough
- runny nose
- sore and watery 'pink' eyes.

For advice, call your doctor or Healthline any time for free on 0800 611 116 for advice.

## Download tiles

[Te Reo Māori](#)  
[English](#)

**Pacific languages**  
[Cook Islands Maori](#)  
[Samoan](#)  
[Tongan](#)  
[Fijian](#)  
[Tokelau](#)  
[Tuvalu](#)

**More languages**  
[Arabic](#)  
[Hindi](#)  
[Simplified Chinese](#)  
[Traditional Chinese](#)  
[Tagalog](#)  
[Urdu](#)  
[Punjabi](#)



## Alert resources – social tiles

These posters can be downloaded and printed to give out in the community. These have been translated into multiple languages.



### Download poster

[Te Reo Māori](#)

[English](#)

### Pacific languages

[Cook Islands Maori](#)

[Samoan](#)

[Tongan](#)

[Fijian](#)

[Kiribati](#)

[Niuean](#)

[Tokelau](#)

[Tuvalu](#)

[Rotuman](#)

### Other languages

[Arabic](#)

[Hindi](#)

[Simplified Chinese](#)

[Traditional Chinese](#)

[Tagalog](#)

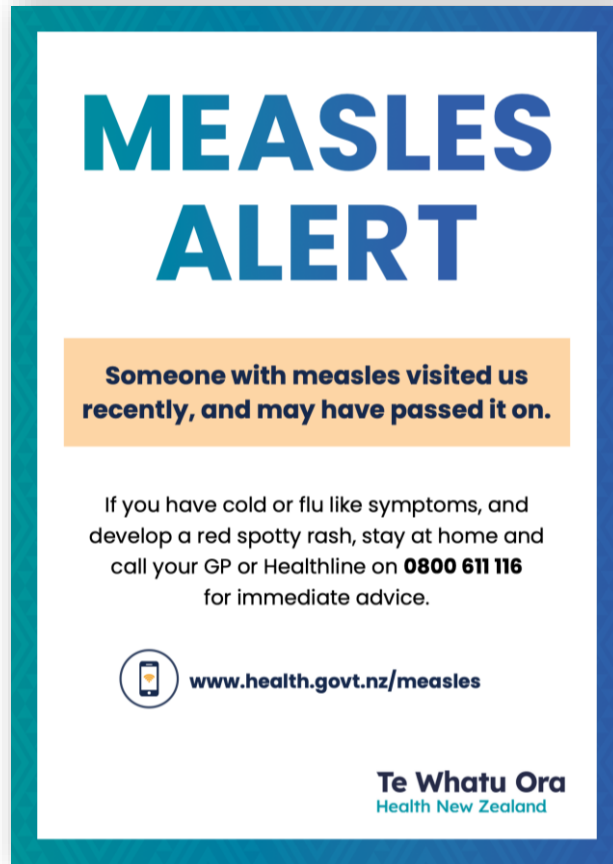
[Urdu](#)

[Persian](#)

[Punjabi](#)

# Alert resources – social tiles

These posters can be downloaded and printed to give out in the community. These have been translated into multiple languages.



## Download poster

[Te Reo Māori](#)

[English](#)

### Pacific languages

[Cook Islands Maori](#)

[Samoan](#)

[Tongan](#)

[Fijian](#)

[Kiribati](#)

[Niuean](#)

[Tokelau](#)

[Tuvalu](#)

[Rotuman](#)

### Other languages

[Arabic](#)

[Hindi](#)

[Simplified Chinese](#)

[Traditional Chinese](#)

[Tagalog](#)

[Urdu](#)

[Persian](#)

[Punjabi](#)

# Useful links

- [Measles – Te Whatu Ora - Health New Zealand](#)
- [Measles – info.health.nz - Infectious disease](#)
- [Measles: Locations of interest in Aotearoa New Zealand | Health Information and Services](#)
- [Measles – A guide for education](#)
- [Clinical guidance – Immunisation Handbook and Communicable Disease Control Manual](#)
- [Find somewhere to get vaccinated: HealthPoint](#)
- [Measles, mumps and rubella \(MMR\) vaccine | Health Information and Services](#)
- [Booking an immunisation appointment | Health Information and Services](#)

# Contact us

If you have any questions, please get in touch.  
Your query will be directed to the right person on the team.

Prevention: [immunisation@tewhatauora.govt.nz](mailto:immunisation@tewhatauora.govt.nz)

Pacific: [PacificPublicHealth@tewhatauora.govt.nz](mailto:PacificPublicHealth@tewhatauora.govt.nz)