

Long Term Conditions Support – Toitū Takata Review Process

User Guide

Introduction

The review process provides you and your patient with the opportunity to reflect on the support they have received during their 12 months in the **Long Term Conditions Support – Toitū Takata** programme. Together, you can:

- Review the progress made.
- Update clinical and self-assessment information.
- Decide on next steps for managing the patient's long-term condition.

Accessing the Review Form

The link to the review form will be available in the Current Programme menu in your PMS **51–60 weeks** after the patient's enrolment.

Select **New Long Term Conditions Support – Toitū Takata Review**.

Mama's Current programmes		
Current Programmes		Other Options
Programme	Options for Mama	Status
CVD Risk Assessment	New Non Funded Risk Assessment	Not yet required ⓘ <small>*Unless patient has known risk factors</small>
Long-Term Conditions	New Long-Term Conditions Support - Toitū Takata Assessment New Long-Term Conditions Support - Toitū Takata Review	Long-Term Conditions Support - Toitū Takata Funding for this patient expired: 14/12/2024 37 Long-Term Conditions Support - Toitū Takata places remaining until 30 Jun 2025

You will see the form has information from the patient's initial enrolment on the **left side** with fields to complete at the review on the **right side**

Long Term Conditions Support - Toitū Takata Review

Patient Provider Claim Details

Review Summary [- WellSouth LTC resources](#)

Enrolment results	Review results
Original Enrolment Date	Review Date *
14/12/2023	23/12/2024




Self-Assessment

Update the self assessment by click the green Questionnaire button.

Self Assessment (Enrolment)			Self Assessment (Review)		
Hua Oranga	Taha Tinana / Physical Health	10	Hua Oranga 	Taha Tinana / Physical Health	<input type="text"/>
	Taha Wairua / Spiritual Health	10		Taha Wairua / Spiritual Health	<input type="text"/>
	Taha Whānau / Family Health	10		Taha Whānau / Family Health	<input type="text"/>
	Taha Hinengaro / Mental Health	10		Taha Hinengaro / Mental Health	<input type="text"/>

Observations

- The latest **height, weight, waist circumference & blood pressure** will be pre-populated from the PMS, or can be entered manually.


Observations (Enrolment)	Observations (Review)
Height <input type="text"/> cm	Height  DDMMYYYY <input type="text"/> cm
Weight <input type="text"/> kg	Weight  DDMMYYYY <input type="text"/> kg
Waist Circumference <input type="text"/> cm	Waist Circumference  DDMMYYYY <input type="text"/> cm
	No PMS records available
	Blood Pressure * 23/12/2024 <input type="text"/> mm Hg / <input type="text"/> mm Hg

Condition-Specific Information

The following sections will appear depending on the patient's long-term condition(s) at enrolment.

Cardiovascular / Stroke

- Blood tests:**
 - Left side: Results from enrolment or within 2 months after enrolment.
 - Right side: Most recent results within 10 months prior to the review date.
 - If no recent results are available, an **alert** will appear (but the form can still be submitted).
- Heart failure patients:**
 - NYHA Functional Classification from enrolment displays on the left.
 - Repeat the classification at review (access via the green **Questionnaire** button).

Cardiovascular / Stroke (Enrolment)	Cardiovascular / Stroke (Review)
HbA1c <input type="text"/> mmol/mol	HbA1c <input type="text"/> mmol/mol
Total Cholesterol <input type="text"/> mmol/L	Total Cholesterol <input type="text"/> mmol/L
Triglycerides <input type="text"/> mmol/L	Triglycerides <input type="text"/> mmol/L
HDL <input type="text"/> mmol/L	HDL <input type="text"/> mmol/L
LDL <input type="text"/> mmol/L	LDL <input type="text"/> mmol/L
Ratio <input type="text"/>	Ratio <input type="text"/>
eGFR <input type="text"/> mL/min/1.73m ²	eGFR <input type="text"/> mL/min/1.73m ²
New York Heart Association (NYHA) Functional Classification for patients with Heart Failure	Complete a New York Heart Association (NYHA) Functional Classification for patients with Heart Failure 
Classification <input type="text"/>	Classification <input type="text"/>

Diabetes

- **Blood tests:**
 - Left side: Results from enrolment or within 2 months after enrolment.
 - Right side: Most recent results within 10 months prior to the review date.
 - If no recent results are available, an **alert** will appear (but the form can still be submitted).

Diabetes (Enrolment)	Diabetes (Review)
HbA1c <input type="text"/> mmol/mol	HbA1c <input type="text"/> mmol/mol <small>No PMS records available from last 10 months</small>
eGFR <input type="text"/> mL/min/1.73m ²	eGFR <input type="text"/> mL/min/1.73m ² <small>No PMS records available from last 10 months</small>
ACR <input type="text"/> mg/mmol	ACR <input type="text"/> mg/mmol <small>No PMS records available from last 10 months</small>
	Date of latest Diabetes Annual Review <input type="text"/> DAR Overdue

Gout

- **Blood tests:**
 - Left side: Results from enrolment or within 2 months after enrolment.
 - Right side: Most recent results within 10 months prior to the review date.
 - If no recent results are available, an **alert** will appear (but the form can still be submitted).
- **Gout flare ups:**
 - Left side: Number of flare ups in the 12 months prior to enrolment.
 - Right side: Review the number of flare ups during the 12 months of Toitū Takata support.
- **Current CVD Risk** pre-populates from the PMS if available.

Gout (Enrolment)	Gout (Review)
Number of gout flare-ups in the 12 months prior to enrolment *	In the last 12 months, how many Gout flare-ups has the patient experienced? *
<input type="text"/> 2 flare-ups	<input type="text"/> flare-ups
Uric Acid <input type="text"/> mmol/L	Uric Acid <input type="text"/> mmol/L <small>No PMS records available from last 10 months</small>
	CVD Risk (Most recent) <input type="text"/> % <small>No PMS records available from last 60 months</small>
eGFR <input type="text"/> mL/min/1.73m ²	eGFR <input type="text"/> mL/min/1.73m ² <small>No PMS records available from last 10 months</small>

Respiratory Disease

Respiratory Function Test

- Left side: Respiratory function test & number of exacerbations from enrolment.
- Right side:
 - Repeat the appropriate test at review (this may differ from the original test if the diagnosis has changed).

- Review & record the number of exacerbations in the last 12 months.

Respiratory (Enrolment)	Respiratory (Review)
COPD Number of COPD exacerbations in the 12 months prior to enrolment: <input type="text"/> COPD Assessment Test (CAT) score: <input type="text"/>	COPD - COPD resources In the last 12 months, how many COPD exacerbations has the patient experienced? <input type="text"/> Complete a COPD Assessment Test (CAT) Score <input type="text"/> <input type="button" value="COPD Assessment Test (CAT)"/>
Asthma Number of asthma exacerbations requiring prednisone in the 12 months prior to enrolment: <input type="text"/> Asthma Control Test (ACT) score: <input type="text"/>	Asthma - Asthma / ACT resources In the last 12 months, how many asthma exacerbations requiring prednisone has the patient experienced? <input type="text"/> Complete an Asthma Control Test (ACT) Score <input type="text"/> <input type="button" value="Asthma Control Test (ACT)"/>
Non-asthma, non-COPD respiratory Number of respiratory exacerbations in the 12 months prior to enrolment: <input type="text"/> Reason for exacerbation: <input type="text"/>	Non-asthma, non-COPD respiratory - Non-asthma, non-COPD resources In the last 12 months, how many respiratory exacerbations has the patient experienced? <input type="text"/> Considerable exacerbations? (Frequency Score related) Consider <input type="text"/>

Severe and Enduring Mental Illness and Addiction

- **Blood tests:**
 - Left side: Results from enrolment or within 2 months after enrolment.
 - Right side: Most recent results within 10 months prior to the review date.
 - If no recent results are available, an **alert** will appear (but the form can still be submitted).
 -

Mental Illness / Addiction (Enrolment)	Mental Illness / Addiction (Review)
CVD Risk <input type="text"/> % (Most recent)	CVD Risk - Mental Illness / Addiction resources (Most recent) <input type="text"/> % No PMS records available from last 60 months
Total Cholesterol <input type="text"/> mmol/L	Total Cholesterol <input type="text"/> mmol/L No PMS records available from last 10 months
Triglycerides <input type="text"/> mmol/L	Triglycerides <input type="text"/> mmol/L No PMS records available from last 10 months
HDL <input type="text"/> mmol/L	HDL <input type="text"/> mmol/L No PMS records available from last 10 months
LDL <input type="text"/> mmol/L	LDL <input type="text"/> mmol/L No PMS records available from last 10 months
Ratio <input type="text"/>	Ratio <input type="text"/> No PMS records available from last 10 months
HbA1c <input type="text"/> mmol/mol	HbA1c <input type="text"/> mmol/mol No PMS records available from last 10 months

Other Long-Term Conditions

- No condition-specific information is required.

Notes Fields

Free text fields for **Clinical Evaluation** and **Patient Feedback**

Clinical Evaluation at review *

Patient Feedback at review *

Outcome

At the end of the review, select either:

- **Re-enrol in Toitū Takata** (for a further 12 months)
- **Discharge from the programme**

* Outcome

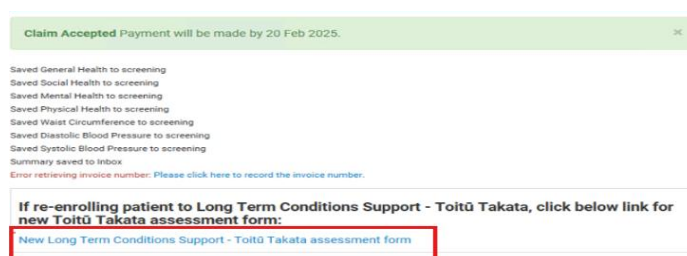


A screenshot of a dropdown menu with a blue header bar that says "Please specify". Below the header, two options are visible: "Re-enrolment to programme" and "Discharged from programme".

NB: To re-enrol a new enrolment form is required

Important notes on re-enrolment

To re-enrol a new enrolment form is required. You can access the form either from the link in the review summary after submitting your claim, or from your PMS portal (as usual).



A screenshot of a PMS portal review summary. At the top, a green banner states "Claim Accepted Payment will be made by 20 Feb 2025." Below this, a list of items is shown as "Saved": General Health to screening, Social Health to screening, Mental Health to screening, Physical Health to screening, Waist Circumference to screening, Diastolic Blood Pressure to screening, and Systolic Blood Pressure to screening. A "Summary saved to Inbox" message is also present. An error message reads: "Error retrieving invoice number: Please click here to record the invoice number." Below the error, a box contains the text: "If re-enrolling patient to Long Term Conditions Support - Toitū Takata, click below link for new Toitū Takata assessment form:". A red rectangle highlights a link that says "New Long Term Conditions Support - Toitū Takata assessment form".

Patients initially enrolled with a **newly diagnosed LTC** may not be eligible for re-enrolment.

- If you select **Re-enrolment**, you must also confirm one of the following:
 - The patient's **demographics have changed** (e.g., they now have a CSC or HUHC).
 - The patient has been **newly diagnosed with another LTC**.
- These claims will be reviewed by **WellSouth**.
- If neither option applies, the patient is **not eligible for re-enrolment**.
 - An alert will appear.
 - You must change the outcome to **Discharged from Programme** before the claim can be submitted.

Important notes on discharge

Don't forget to update your recalls when discharging patients from Toitū Takata including:

- Funded CVDRA for those with severe & enduring mental illness
- Diabetes annual reviews etc