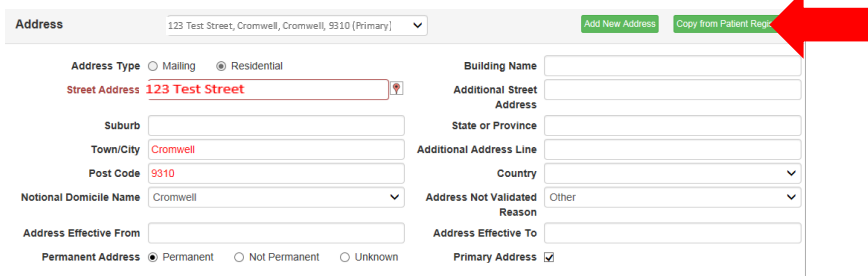


Medtech – How to Validate an existing address in NES

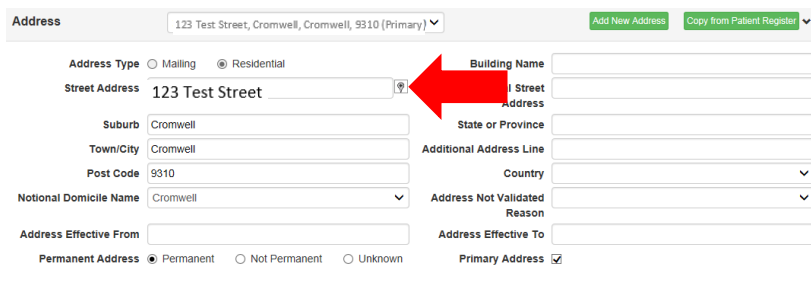
Go to 'Patient Register' (F3), click on 'NHI' icon, then click on 'Review and Update' on the NES column.

Drop the arrow down on the 'Address' tab and click on 'Copy from Patient Register'



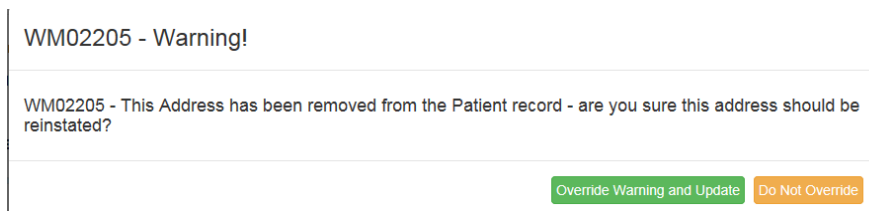
The screenshot shows the 'Address' form in NES. At the top, there is a dropdown menu for the address, currently showing '123 Test Street, Cromwell, Cromwell, 9310 [Primary]'. To the right of this dropdown are two buttons: 'Add New Address' and 'Copy from Patient Register'. A red arrow points to the 'Copy from Patient Register' button. Below the dropdown, there are various input fields for address details: Address Type (Mailing, Residential), Street Address (123 Test Street), Suburb, Town/City (Cromwell), Post Code (9310), Notional Domicile Name (Cromwell), Address Effective From, Permanent Address (Permanent, Not Permanent, Unknown), Building Name, Additional Street Address, State or Province, Additional Address Line, Country, Address Not Validated Reason, and Address Effective To. There is also a checkbox for 'Primary Address' which is checked.

Click on balloon icon



This screenshot is similar to the previous one, but the red arrow now points to a small balloon icon located to the right of the 'Street Address' input field, which contains '123 Test Street'.

Click on Save. The below warning will pop up, click on 'Override Warning and Update'



The screenshot shows a warning message dialog box. The title is 'WM02205 - Warning!'. The main text reads: 'WM02205 - This Address has been removed from the Patient record - are you sure this address should be reinstated?'. At the bottom of the dialog, there are two buttons: 'Override Warning and Update' (green) and 'Do Not Override' (orange).

This message will pop up, click on 'OK'

Message

You have successfully saved details into NHI, please proceed to Patient Demographics Comparison screen to compare updated details and synchronise the details into Medtech32

Cancel OK

The 'Patient Comparison' screen will pop up, click 'Save to Medtech', click 'OK' then click on close.

Confirm

The selected details from NHI will be saved to Medtech32. Please review and click OK to save details.

Fields	Medtech32	NHI
Version	181759826	

OK Cancel

NOTE: there be some variations to the above popups such as if the address is a multiple numbered address:

1 John Street, 1A John Street, 1B John Street – click on the appropriate one and then follow the above instructions.