

# HealthOne – For General Practitioners and Nurses

Any GP access related problems, please call your regional IT Helpdesk

## HealthOne Access Rules – General Practice

HealthOne is designed for use at the point of contact with the patient. Consequently the Access Audit Process looks for a patient encounter. HealthOne can be accessed for

- Enrolled Patients – as required
- Casual Patients – 48 hours before the consultation, and up to 2 weeks afterwards

Access outside the enrolled/casual window could result in the user being asked to verify the reason for access.

## Accessing HealthOne

- To access HealthOne the patient must be active on the Profile palette. To view the active Profile patient in HealthOne click on the HealthOne icon on the Profile toolbar. (See below for screenshot)



- A login screen like the one below will be presented. Enter your userid and password to gain access to HealthOne.



- As a user accessing HealthOne you will be prompted to log in on first use each and every day or when the HealthOne is closed and re-launched.

## The Dynamic Patient Summary

- The dynamic patient summary lists the Demographics, Encounters, Clinical Documents and Lab Results for the selected patient
- Within the encounter list the following icons provide a live link back to the interim/finalised clinical document associated to the encounter

Admit Date	Discharge Date	TYPE	Clinician	Speciality	Work/Clinic	Encounter Number
28-Oct-2010	23-Nov-2010	OP	CAROLINE COUSINS	CHC_RESPIRATORY	CRHOCC	2119706
08-Oct-2010	15-Oct-2010	IP	DRENSA/KHONG/LAVAC RESP TM 2	CHC_RESPIRATORY	WQ25	2107347
07-Oct-2010	08-Oct-2010	ED	EPTON/LANG/THORLEY RESP TM 1	CHC_EMERGENCY	EMG	C1006158
30-Sep-2010	04-Oct-2010	IP	DRENSA/KHONG/LAVAC RESP TM 2	CHC_RESPIRATORY	WQ25	2103962
29-Sep-2010	30-Sep-2010	ED	DRENSA/KHONG/LAVAC RESP TM 2	CHC_EMERGENCY	EMG	C10064215

## The Clinical Document Viewer (CDV):

- The clinical document viewer (CDV Tree) provides a view of the patients Clinical Documentation, ECG Results, Imported Documentation and Lab/Radiology Results. Below is an example of what the clinical document viewer may look like:

### Clinical Documents

Showing All  
Group By Category Sort By Date

#### Dynamic Patient Summary

- ▶ Clinical Notes (68)
- ▶ ECG (20)
- ▶ Imported (1)
- ▶ Lab Results (1)

- The way in which the CDV displays items can be modified by the user. The clinical document viewer can be displayed using one of the sort methods below however the category view is the default.

#### Category

Date  
Service  
Author  
Consultant For  
Document Date Order  
Encounter Number  
Operation Date

## Category Menus

- Each category menu navigates you to patient specific clinical information.

## Clinical Docs

- The Clinical Documents category menu will display the Dynamic Patient Summary which contains access to the following:
  - Patient Demographics
  - National Medical Warnings
  - Patient Notes – Oncology
  - Encounter List
  - Clinical Document Viewer

- If you see the message “Some items are not shown due to privacy restrictions - Break Privacy Seal” above the document tree, then this would indicate that there are mental health documents which will only become visible in the document tree once the user has sought consent and broken the privacy seal. The documents that will appear may be one or more of the following within the Mental Health category:

- Assessment notes
- Discharge letters
- Progress notes
- Referral and triage letters
- Review notes

 Some items are not shown due to privacy restrictions. [Break Privacy Seal](#)

**Clinical Documents**  

Showing All  
Group By Category Sort By Date

**Dynamic Patient Summary**

- ▶ Administration (20)
- ▶ Clinical Investigations (23)
- ▶ Clinical Letters (46)
- ▶ Clinical Other (29)
- ▶ Discharge Documents (4)
- ▶ Laboratory (2)
- ▶ NZ Blood (3)
- ▶ Operation Notes (5)
- ▶ Referrals (29)

**Appts** 

- Future Outpatient Appointments and Planned Admissions are listed when clicking on the upcoming appointments category menu in Health Connect South.

**HealthOne**

Access to the HealthOne views requires patient consent. If you are unable to obtain this consent you will need to provide a non-consented reason for accessing the view for the patient concerned. **All accesses to these views are audited.**

- The **HealthOne** views display:
  - **Diagnoses**
  - **Medications** (prescribed and dispensed)
  - **Alerts/Medical Warnings**
  - **Services** (primary services that patients have/are engaging with)
  - **Observations** (BP and Weight)

**Éclair** 

- Results and Studies will provide access to Éclair within Health Connect South enabling you to access patient specific laboratory results. Lab results are recorded by default in date specific order with the most recent result first. Results containing an abnormal component are displayed in red. The CDV Tree stores the latest 250 results for a patient. For a full list of results Éclair should be accessed via the Éclair Results Category Menu.
- Éclair lab results can be accessed either through the lab results folder in the clinical document viewer or via the Results and Studies Category Menu. In both cases results are specific to the patient in context.

**The Observation Report**




- The observation report focuses on a single specific lab result. It details each of the components that make up that result with the patients actual result sitting alongside the expected normal range. Where the result falls outside the expected normal range, the result will be flagged in red text to indicate it being abnormal.

**The Cumulative Report**

- The cumulative report compares the last 5-15 results for a specific type of lab result. In viewing the latest results side by side a physician can gain a better understanding of any anomalies or improvements in patient results over time.

**The Graphical Report**

The graphical report behaves in much the same way as the cumulative report however it allows component results to be presented in a graphical form rather than side by side. The “trend” graph option if selected highlights the expected normal range for the chosen components.

Blood Count		Blood Count		
		◀ Previous results		
				
		20/11/2010	20/11/2010	21/11/2010
		07:20	15:40	08:15
Haemoglobin	158 g/L 130-175	135		153
Haematocrit	0.45 Ratio 0.40-0.52	0.38		0.43
MCV	86 fL 80-99	80		80
MCH	31 pg 27-33	28		28
Platelets	214 x10(9)/L 150-400	180		221
◆ WBC	5.8 x10(9)/L 4.0-11.0	7.8		8.4
◆ Neutrophils	3.0 x10(9)/L 1.9-7.5	1.9		2.9
◆ Lymphocytes	2.3 x10(9)/L 1.0-4.0	4.9		4.5
◆ Monocytes	0.46 x10(9)/L 0.2-1.0	0.6		0.7
◆ Eosinophils	0.06 x10(9)/L 0.0-0.5			
ESR	6 mm/hr 1-10			

Observation v Cumulative Report

**The Report Tree Key**

- Results are viewed using a colour coded system

- Abnormal (Red)
- To Follow (Green)
- Preliminary (Pink)
- Unauthorised (Brown)
- Final (Black)
- Corrected (Blue)
- Images are available (Purple)

**Coloured Diamonds**

Results that are in any stage other than final show a coloured diamond icon

- ◇ White – Still being processed in labs
- ◇ Yellow – Preliminary Results
- ◇ Pink – Unverified Results
- ◇ Blue – Amended Result (Final Status)

\*Purple Stars – When viewing cumulative results if a reference range has changed over the time span of the reports shown, the report that used different ranges is identified by a purple star.

**Help**

Online and Interactive Help is now available in Health Connect South. Simply click on the “HELP” link to access.

Home | Feedback | **Help**

**If you have any problems, please call your regional IT Helpdesk**